



# Kindergarten Kiddos Newsletter

## April 17-21



Week 30

### Venture Calendar (A)

|                     |       |         |
|---------------------|-------|---------|
| Monday, April 17    | S Day | Art     |
| Tuesday, April 18   | V Day | P.E.    |
| Wednesday, April 19 | T Day | Science |
| Thursday, April 20  | R Day | P.E.    |
| Friday, April 21    | I Day | Music   |

### Upcoming Events

Friday, April 21st is Fun Friday.

Tuesday, April 25th is Kindergarten Round Up for those who need to enroll kinder kids for the 2017-2018 school year.

Tuesday, April 25th is Raising Cane's Night.

April 27th is Take your Child to Work Day. Please see the Triggs Telegraph that went home Monday for regulations. Or, visit [www.takeourdaughtersandsonstowork.com](http://www.takeourdaughtersandsonstowork.com)

April 28th is Kindergarten Promotion Picture Day!

Thank you,  
Kindergarten Teachers

### Sight Words

# about before

Character Trait of the week:

## Courage

Please have your child complete two rounds of fact practice on Front Row each day.

We are in need of disinfectant wipes.

### Reading Standards

We will be able to ask and answer questions about unknown words in a text.

### Writing Standards





We will be able to use a combination of drawing, dictating, and writing to compose informative/explanatory texts in which we name what we are writing about and supply some information about the topic.

### Math Standards

We will compare length of objects using nonstandard measurement. We will also be able to compare objects with measurable attributes.

Name:

Kindergarten homework for the week of April 17-21

|               | Reading/Writing   | Math   |
|---------------|---|--|
| <b>Mon.</b>   | <p>Write the sight word <u>about</u> 10 times.</p> <p>Parents, please make sure your child uses all <u>lowercase</u> letters.</p> <p>Write two sentences for the word after.</p> <p><b>Challenge:</b> Write four sentences for the word after.</p> <p><b>Or, spend extra time on Front Row.</b></p> | <p><b>Front Row</b></p> <p><b>Complete 2 rounds of fact practice.</b></p> <p>Go to Math. Click on Fact Practice.</p>  <p>The image shows a digital interface for 'Math Fluency Fact Practice'. It features a green bar at the top, a yellow cartoon character in a purple circle, and a 'Math' label. To the right is a 'Math Fluency' window with a 'Fact Practice' button and a '3x2' icon.</p>   |
| <b>Tues.</b>  | <p>Write the sight word <u>after</u> 10 times.</p> <p>Parents, please make sure your child uses all <u>lowercase</u> letters.</p> <p>Write two sentences for the word after.</p> <p><b>Challenge:</b> Write four sentences for the word after.</p> <p><b>Or, spend extra time on Front Row.</b></p> | <p><b>Front Row</b></p> <p><b>Complete 2 rounds of fact practice.</b></p> <p>Go to Math. Click on Fact Practice.</p>  <p>The image shows a digital interface for 'Math Fluency Fact Practice'. It features a green bar at the top, a yellow cartoon character in a purple circle, and a 'Math' label. To the right is a 'Math Fluency' window with a 'Fact Practice' button and a '3x2' icon.</p>  |
| <b>Wed.</b>   | <p>Next Friday, we are retesting address and phone number.</p> <p>Complete the attached phone number practice pages.</p>  | <p><b>Front Row</b></p> <p><b>Complete 2 rounds of fact practice.</b></p> <p>Go to Math. Click on Fact Practice.</p>  <p>The image shows a digital interface for 'Math Fluency Fact Practice'. It features a green bar at the top, a yellow cartoon character in a purple circle, and a 'Math' label. To the right is a 'Math Fluency' window with a 'Fact Practice' button and a '3x2' icon.</p> |
| <b>Thurs.</b> | <p>Next Friday, we are retesting address and phone number.</p> <p>Complete the attached address practice pages.</p>   | <p><b>Front Row</b></p> <p><b>Complete 2 rounds of fact practice.</b></p> <p>Go to Math. Click on Fact Practice.</p>  <p>The image shows a digital interface for 'Math Fluency Fact Practice'. It features a green bar at the top, a yellow cartoon character in a purple circle, and a 'Math' label. To the right is a 'Math Fluency' window with a 'Fact Practice' button and a '3x2' icon.</p> |



# Kindergarten Kiddos Newsletter

## April 17-21



Week 30

### Venture Calendar (C)

|                     |       |         |
|---------------------|-------|---------|
| Monday, April 17    | S Day | Library |
| Tuesday, April 18   | V Day | P.E.    |
| Wednesday, April 19 | T Day | Art     |
| Thursday, April 20  | R Day | P.E.    |
| Friday, April 21    | I Day | Science |

### Upcoming Events

Friday, April 21st is Fun Friday.

Tuesday, April 25th is Kindergarten Round Up for those who need to enroll kinder kids for the 2017-2018 school year.

Tuesday, April 25th is Raising Cane's Night.

April 27th is Take your Child to Work Day. Please see the Triggs Telegraph that went home Monday for regulations. Or, visit [www.takeourdaughtersandsonstowork.com](http://www.takeourdaughtersandsonstowork.com)

April 28th is Kindergarten Promotion Picture Day!

Thank you,  
Kindergarten Teachers

### Sight Words

# about before

Character Trait of the week:

## Courage

Please have your child complete two rounds of fact practice on Front Row each day.

We are in need of disinfectant wipes.

### Reading Standards

We will be able to ask and answer questions about unknown words in a text.

### Writing Standards





We will be able to use a combination of drawing, dictating, and writing to compose informative/explanatory texts in which we name what we are writing about and supply some information about the topic.

### Math Standards

We will compare length of objects using nonstandard measurement. We will also be able to compare objects with measurable attributes.

Name:

Kindergarten homework for the week of April 17-21

|               | Reading/Writing   | Math   |
|---------------|---|--|
| <b>Mon.</b>   | <p>Write the sight word <u>about</u> 10 times.</p> <p>Parents, please make sure your child uses all <u>lowercase</u> letters.</p> <p>Write two sentences for the word after.</p> <p><b>Challenge:</b> Write four sentences for the word after.</p> <p><b>Or, spend extra time on Front Row.</b></p> | <p><b>Front Row</b></p> <p><b>Complete 2 rounds of fact practice.</b></p> <p>Go to Math. Click on Fact Practice.</p>  <p>The image shows a digital interface for 'Math Fluency Fact Practice'. It features a green bar at the top, a yellow cartoon character in a purple circle, and a 'Math' label. To the right is a 'Math Fluency' window with a 'Fact Practice' button and a '3x2' icon.</p>   |
| <b>Tues.</b>  | <p>Write the sight word <u>after</u> 10 times.</p> <p>Parents, please make sure your child uses all <u>lowercase</u> letters.</p> <p>Write two sentences for the word after.</p> <p><b>Challenge:</b> Write four sentences for the word after.</p> <p><b>Or, spend extra time on Front Row.</b></p> | <p><b>Front Row</b></p> <p><b>Complete 2 rounds of fact practice.</b></p> <p>Go to Math. Click on Fact Practice.</p>  <p>The image shows a digital interface for 'Math Fluency Fact Practice'. It features a green bar at the top, a yellow cartoon character in a purple circle, and a 'Math' label. To the right is a 'Math Fluency' window with a 'Fact Practice' button and a '3x2' icon.</p>  |
| <b>Wed.</b>   | <p>Next Friday, we are retesting address and phone number.</p> <p>Complete the attached phone number practice pages.</p>  | <p><b>Front Row</b></p> <p><b>Complete 2 rounds of fact practice.</b></p> <p>Go to Math. Click on Fact Practice.</p>  <p>The image shows a digital interface for 'Math Fluency Fact Practice'. It features a green bar at the top, a yellow cartoon character in a purple circle, and a 'Math' label. To the right is a 'Math Fluency' window with a 'Fact Practice' button and a '3x2' icon.</p> |
| <b>Thurs.</b> | <p>Next Friday, we are retesting address and phone number.</p> <p>Complete the attached address practice pages.</p>   | <p><b>Front Row</b></p> <p><b>Complete 2 rounds of fact practice.</b></p> <p>Go to Math. Click on Fact Practice.</p>  <p>The image shows a digital interface for 'Math Fluency Fact Practice'. It features a green bar at the top, a yellow cartoon character in a purple circle, and a 'Math' label. To the right is a 'Math Fluency' window with a 'Fact Practice' button and a '3x2' icon.</p> |

